

QMENTA[®]

The experts in medical imaging technology

Unleash the power of your medical imaging teams with cutting-edge solutions for lightning-fast and precise decision-making.

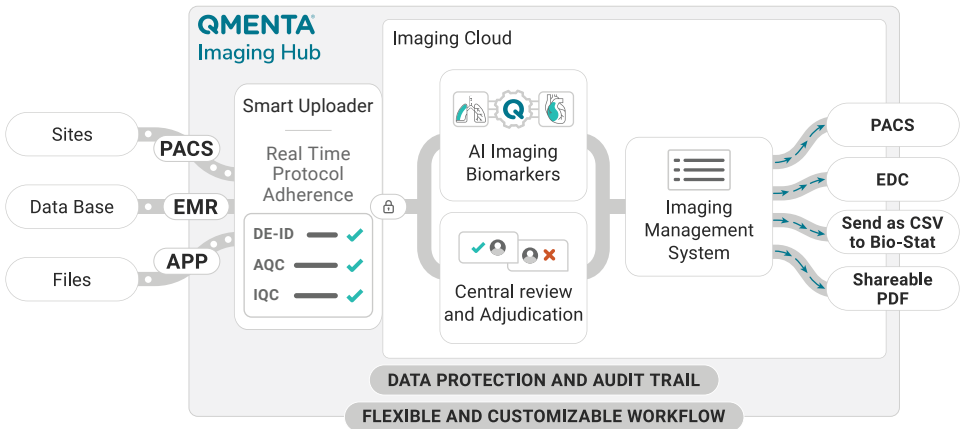
The screenshot shows the QMENTA software interface. At the top, the QMENTA logo is visible. Below it, the subject ID '01-1000' is displayed. The main area features a large medical image of a CT scan. To the left, there are various control panels and sliders. On the right, a 'Data' panel is open, showing a table with columns for Quality, Subject ID, and Session. A 'CREATE NEW STUDY' button is also present. At the bottom left, a notification box indicates 'The report is ready.' with a 'DOWNLOAD REPORT' button and an XLS file icon.

Quality	Subject ID	Session
●		
●		
●		
●		
✗		



5 smart solutions powered by AI and machine learning in one single system

Our individual imaging solutions are powerful on their own, but what makes them so exceptional is that they are all integrated into one single infrastructure.



QMENTA is fully compliant with FDA 21 CFR Part 11 & 820, Annex 11, GDPR, IEC 62304, ISO13485:2016 and HIPAA.

Smart Uploader

Simplify your data collection processes with our auto PHI de-identification technology, fully compliant, with automatic image quality checks that minimize site burden, saving you time and resources.

Imaging Repository

Revolutionize your medical imaging workflows with our secure cloud PACS connection, seamlessly integrated with PACS Nexus. Experience the benefits of fully automated imaging workflows.

AI Imaging Biomarkers

Join the AI revolution with over 50 cutting-edge imaging biomarkers, available for use in our platform or integrate your own through our API.

Central Review

Unlock the full potential of remote work and take your collaboration to new heights. Experience unparalleled accuracy and reliability in your reviews with our rigorous and unbiased approach.

Management System


Elevate your imaging clinical trials management with our comprehensive system, build up for imaging trials. Featuring an imaging EDC, query management, and insightful reporting tools. The only SaaS cloud platform built for collaboration and ready to integrate any complex imaging workflow in a matter of days—plug and “play”.

The only complete imaging platform ready to use off the shelf



Easy to Use

Embrace effortless efficiency and stop using complex systems.



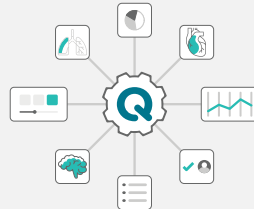
Full Compliance

Stay compliant and experience peace of mind to focus on what matters most - your work.



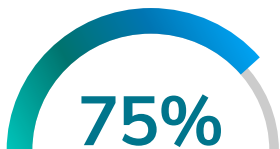
Expert Support

Get world-class support from medical imaging experts and achieve your endpoints with confidence.

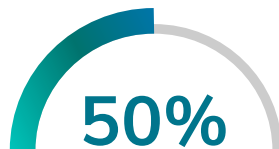


R&D

We partner with leading institutions to drive ongoing innovation and deliver solutions for your needs.



Reading time reduction



Total cost reduction

Experience the future of medical imaging in clinical trials, research, and care providers



Therapeutics

BioPharma

CROs

Medical Devices



Diagnostic Development

AI Digital Biomarkers

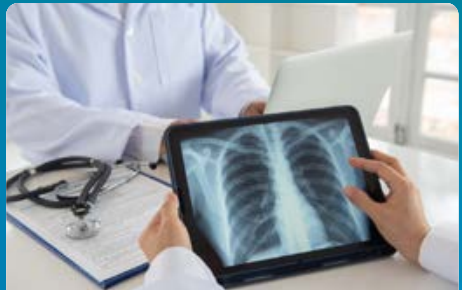
Med-tech Innovators



Research & Innovation

Academics

Research Institutions



Diagnosis Support

Diagnostic Centers

Outpatient Networks

Legal Practices

1M+

Participants in studies

13M

Imaging scans securely collected

250+

Sites connected & collaborating

1M+

AI imaging analysis completed

What our clients say about us



QMENTA has reduced the costs of MR imaging collection and storage in the trial by approximately 50% and has reduced the site burden by an estimated 75%. Has been a tremendous help keeping our trial on budget and on time.”

CSO of Amylyx Pharmaceuticals
Kent Leslie



The platform that they provide is a great tool for data management and processing. It is very flexible and efficient, providing quick answers to our research questions.

Systems Biology Program at a large center for genomics investigations
Mara Dierssen, MD, PhD



QMENTA solutions fill a significant unmet need for all researchers and clinicians working with imaging. Their diseases packages are going to be extremely useful in clinical practice and for conducting clinical trials developing new drugs for MS.”

Researcher IDIBAPS; Founder & Scientific Advisor Bionure; Adjunct Professor UCSF
Pablo Villoslada Diaz, MD, PhD Senior



This platform provides a much deeper analysis than we were used to before. With these tools, we can continue to find more significant predictors for success and complications, improving study results and patient quality of life.”

Medical Technology Director, CEDIMAT Director Research, Dominican Gamma Knife Center
Herwin Speckter, MSc



QMENTA enables efficient and immediate access to our quantitative imaging solutions to those involved in clinical trials and research. It is exciting to be part of QMENTA’s platform and helping advance the understanding of neurological disorders.”

President & CEO at Imaging Biometrics
Michael Schmainda

Proud to work with top companies and prestigious institutions



Interested to know more?
Get in touch with our team.

[BOOK A DEMO](#)

[@QMENTA_Inc](#)

[in qmenta_inc](#)

[Q qmenta.com](#)

[info@qmenta.com](#)

US Headquarters
75 State Street, Suite 100,
Boston, MA 02109
+1 339 368 8040

EU Offices
C/ Roger de Llúria 46, Pral. 1ª,
08009 Barcelona, Spain
+34 933 282 007